



Electronic Power Supply EPS-D 150W 1.7A

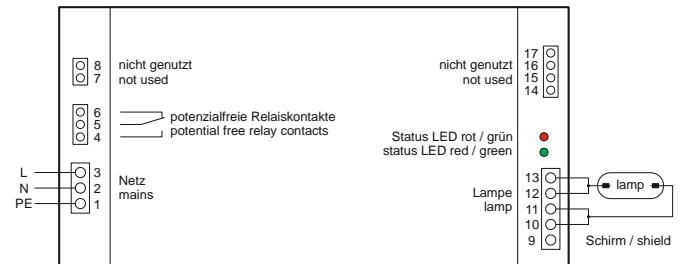
Product information

- Electronic ballast for medium pressure lamp
- potential free contact

Dimensions / Cabling



picture similar



Definition / Application

Electronic ballast in housing for high-frequency operation of a UV medium pressure lamp. The device is intended for installation in a switchbox.

Technical data:

Article number	630 01301 0000
Mains voltage / -frequency	187...253 V AC (208/230 ± 10%), 50/60 Hz
Maximal input power/ input current	150 W / 0.65 A at 230 V AC
Allowed lamp power	150 W ± 10%
Lamp current	1.7 A
Approved lamps	UVHQ 150 N (182 00300 0000) Attention: Damages caused by the connection of incorrect lamps is not covered by the warranty!
Power factor	≥ 0.95
Efficiency	approx. 90 %
Operating frequency	approx. 28-70 kHz
Leakage current to PE (typically)	5 mA
Relay contact (clamp 4-6) 5/6: nc 5/4: no	1 changer allowed max. load: 5 A, 250 V AC / 5 A, 24 V DC ohmic load recommended minimal load: ≥ 12 V / 10 mA
Operation and storage conditions	0 ... 40°C / max. 55°C at the housing (tc test point), max. 80%, non-condensing
Dimensions / spacing fixing holes	248 x 66 x 60 mm/ 240 mm
Installation position	vertical, power connection below
IP protection	IP 20

Safety instructions

Installation by skilled personnel only! Disconnect from mains supply while installation and maintenance! Grounding recommended! Short-circuit and earth fault at lamp output can damage the ballast.

